

Couple. Test. Repeat.

Couple to wireless devices using the dbCoupler and meet the requirements for efficient broadband test. dbCouplers are omni-directional wideband antennas, operating in the frequency range of 300MHz-8GHz. This is a key tool in characterizing various antennas within wireless devices.

Test with the dbCoupler for superior coupling performance to all wireless devices. The result is very low loss in coupling path while avoiding use of RF cables and connectors. The dbCouplers come in multiple configurations to test SISO and MIMO devices.

Repeat measurements with tenth of a dB coupling accuracy. The dbCoupler's wideband characteristics encompass all frequency bands for wireless device testing. A combination of the dbCoupler and a Test-force DUT positioner eliminates error and maximizes efficiency.

The “Internet of things” is connecting our world like never before. Every day items are being wirelessly connected to our computers and mobile devices, relaying information related to weather, news, health and safety, and more. Being able to test such devices from a system level has never been more crucial.

Combine this with the fact that today's mobile devices have multiple antennas, most of which are externally inaccessible, and difficult to test. Each antenna performs a specific function, unique to the device. The link between the Device Under Test (DUT) and the test equipment should be based on maximum reliability while minimizing path loss. The need to minimize this RF link budget is crucial in research and development, where critical decisions are made about vendor and component selection. The dbCoupler series is suitable for applications reaching frequencies up to 6 GHz, thereby covering all common wireless standards such as 5G/LTE, 802.11A/B/G/N/AC, WiMAX[™], ZigBee, Bluetooth[®], GNSS, and RFID.

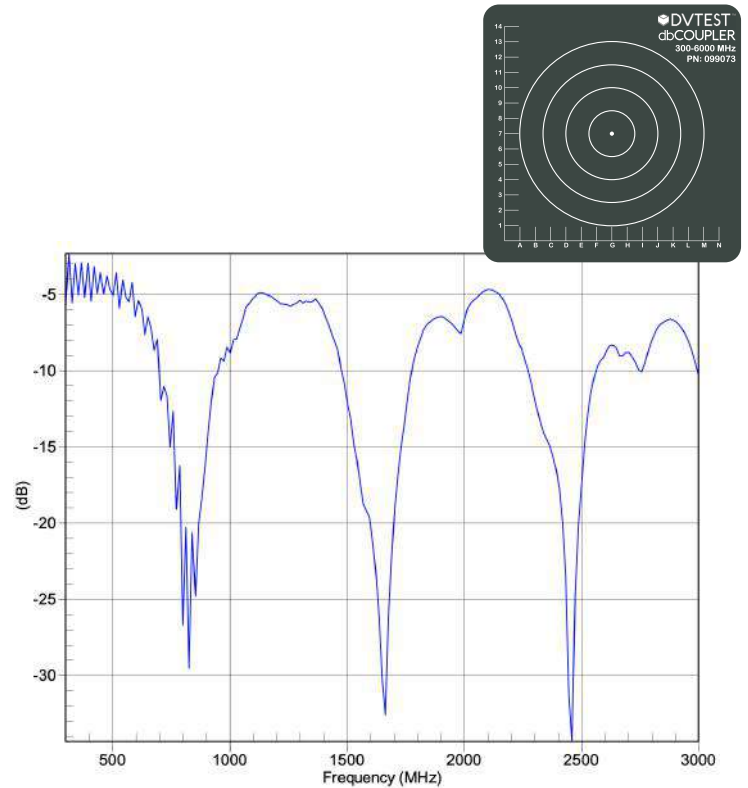
Common Configuration: Correctly positioning a device is essential for accurate, reliable, and repeatable testing using an antenna coupler. All dbCouplers have a low profile, which allow the DUT to be maneuvered in 3 axis, achieving the highest performance. Increased repeatability can be achieved using a fixture to ensure the DUT is in the same spot each and every time. This makes the dbSafe or dbGuard RF enclosure the perfect complement to the dbCoupler.

Standard dbCoupler

PN: 099073

Broadband RF antenna coupler ideal for many different applications including security, GNSS, Bluetooth, WiMAX, Wi-Fi, 5G, LTE, and RFID (vUHF SHF).

Specifications	
Frequency Range	300MHz-8GHz
Impedance	50 Ohms
Radiation Pattern	Omni Directional
Input Power	5 Watts Maxium
Dimensions	169mm x 169mm x 10mm 6.65" x 6.65" x 0.39"
Connectors	MMCX
Cable Length	300mm, MMCX, to SMA(M)
Weight	400 Grams
Temperature	-40 to 85

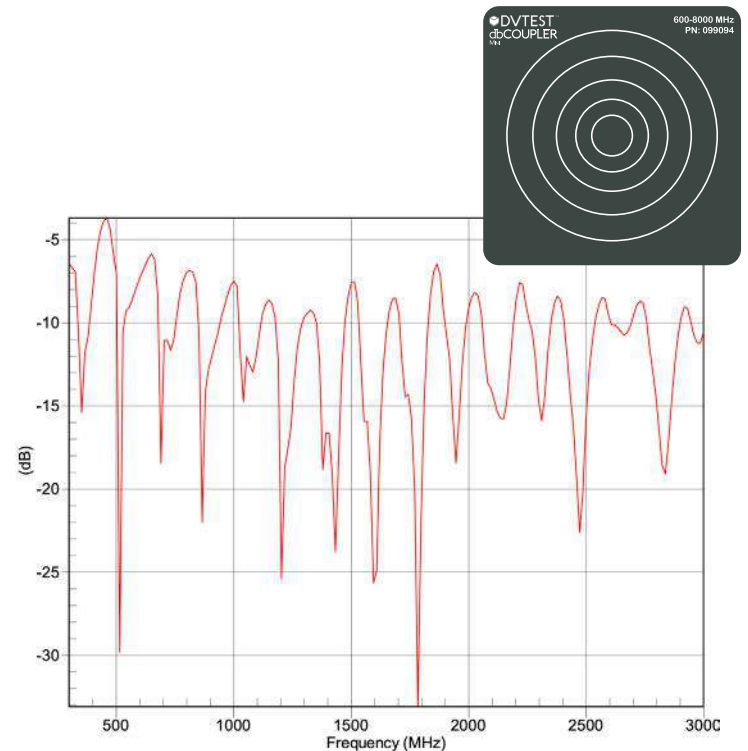


dbCoupler Mini

PN: 099094

For applications where space is an issue, the dbCoupler Mini provides comparable performance at 2/3 the size of the standard dbCoupler.

Specifications	
Frequency Range	600MHz-8GHz
Impedance	50 Ohms
Radiation Pattern	Omni Directional
Input Power	5 Watts Maxium
Dimensions	104mm x 104mm x 10mm 4.1" x 4.1" x 0.39"
Connectors	MMCX
Cable Length	300mm, MMCX, to SMA(M)
Weight	136 Grams
Temperature	-40 to 85



Head Office:
2-1795 Ironstone Manor
Pickering, ON
L1W 3W9

US Sales Office:
15020 Beltway Dr.
Addison, TX
75001

Phone: [1 \(647\) 726 0058](tel:16477260058)

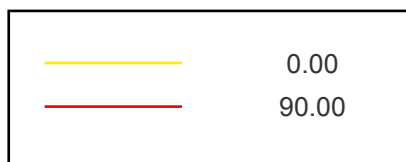
Email: info@dvtest.com

www.dvtest.com

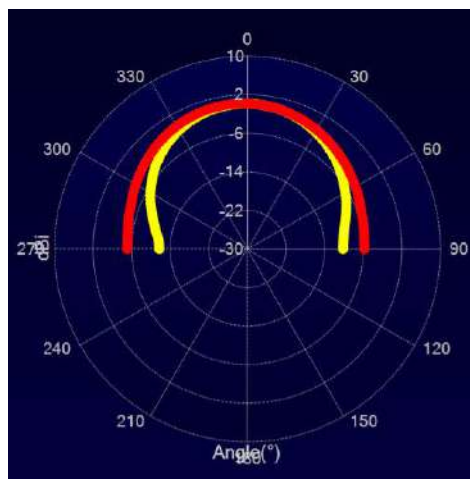
© 2022 DVTEST Inc. All Rights Reserved

Please contact factory for additional options, and unique design application ideas
Specifications are subject to change without notice.

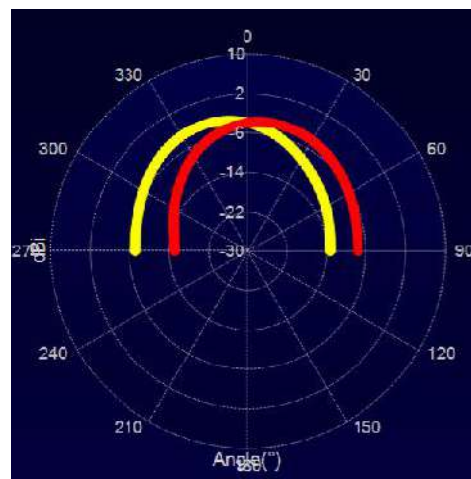
Bi-section Combined Chart (Gain) - Standard dbCoupler



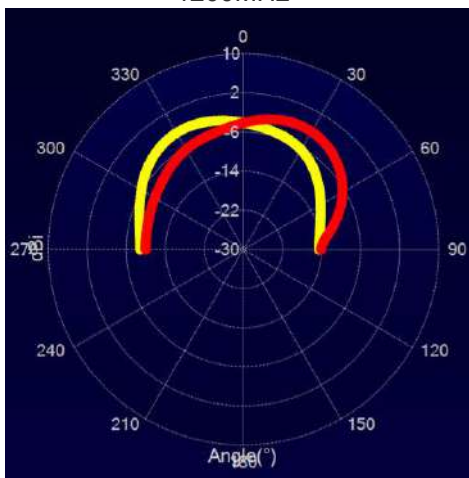
600MHz



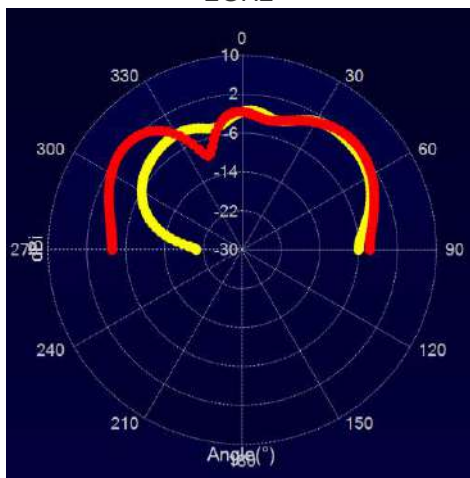
900MHz



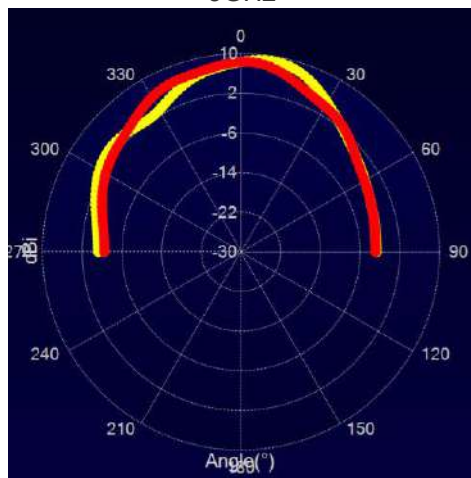
1200MHz



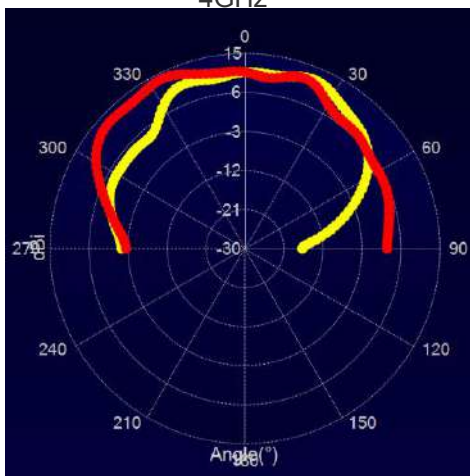
2GHz



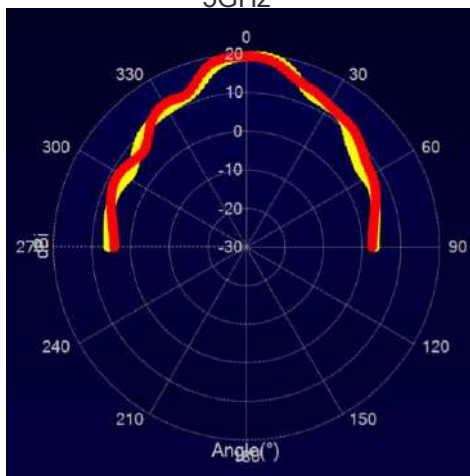
3GHz



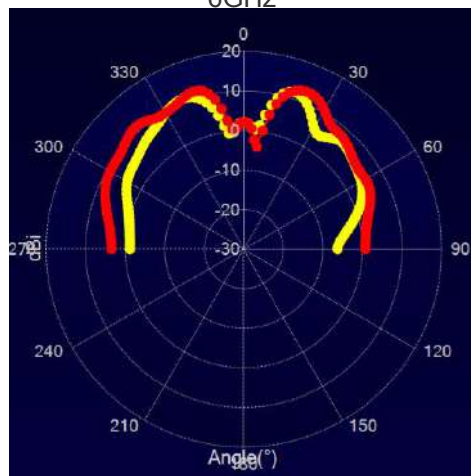
4GHz




5GHz



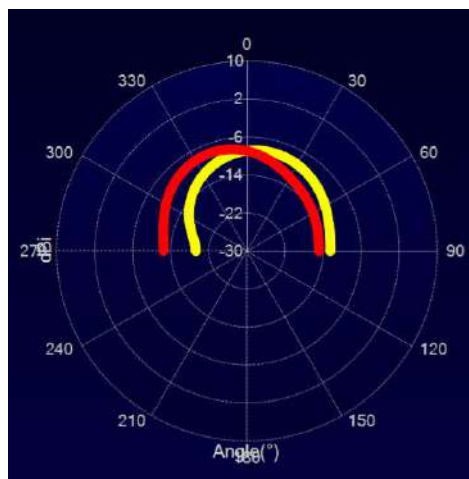
6GHz



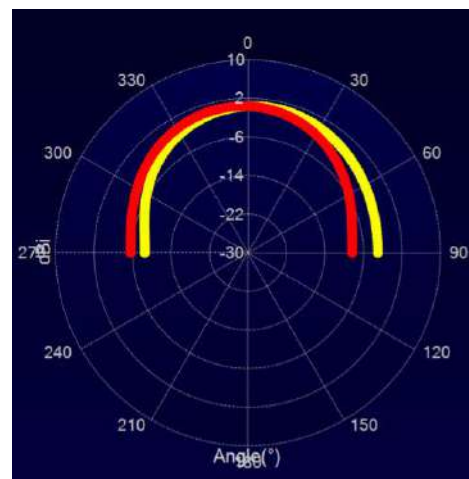
Bi-section Combined Chart (Gain) - Mini dbCoupler



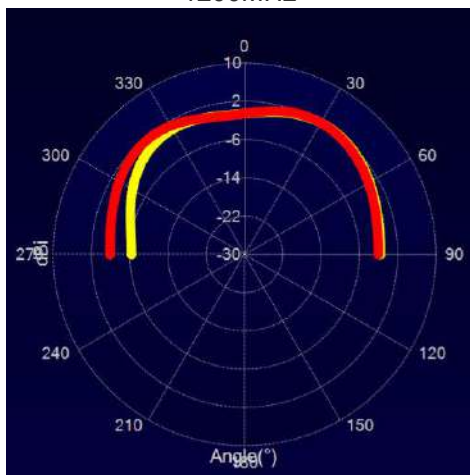
600MHz



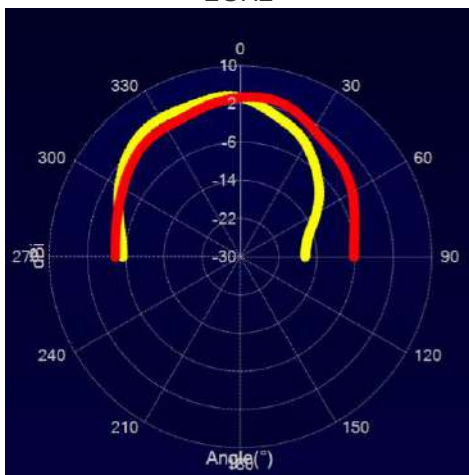
900MHz



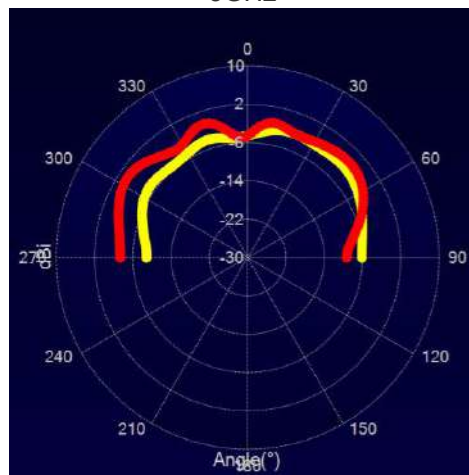
1200MHz



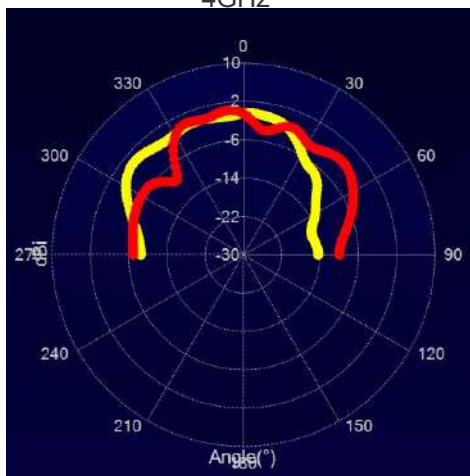
2GHz



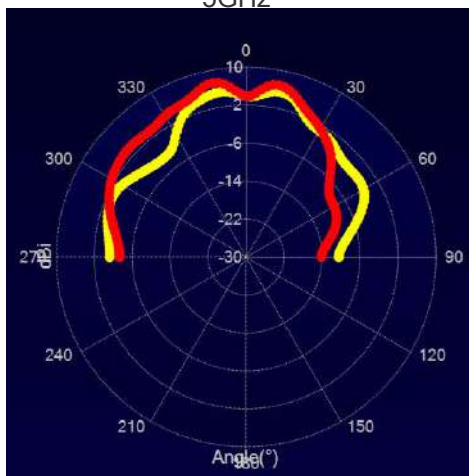
3GHz



4GHz



5GHz



6GHz

